

Protecting Personal Information

It's fun to share information about yourself with the world! However, certain kinds of information should be kept personal. Here, we'll go over what information is OK to share online, and what is NOT.

Types of information you can share:

You can share some information like your first name or your gender. You can also talk about things you like, such as your favorite food, movie or music. It's also OK to talk about your pets and share about fun activities you like to do.

Types of information you SHOULD NOT share:

Never share personal information like your address or phone number. You should avoid talking about the name of your school, your age and your email address. Never share personal information about your family like your mother's maiden name or the names of your brothers and sisters.

Some tips for protecting your personal information include:

- When making usernames, don't use your age, address, phone number or school anywhere in the name.
- If anyone asks for your personal information online, tell your parents right away!

Circle the types of information that are good to share in green, cross out the types of information we should not share in red.

Your Email Address

Sports Teams You Like

Your Favorite Color

Your Age

Your Pet's Name

Activities You Like

Your Parent's Work Address

Your Favorite Band

Your Favorite Show

Your Phone Number

Name of Your School

Your Address

Your Favorite Food

Your Mother's Maiden Name



Circle the types of information that are good to share in green, cross out the types of information we should not share in red.

Your Email Address

Sports Teams You Like

Your Favorite Color

Your Age

Your Pet's Name

Activities You Like

Your Parent's Work Address

Your Favorite Band

Your Favorite Show

Your Phone Number

Name of Your School

Your Address

Your Favorite Food

Your Mother's Maiden Name



Password Safety

Making a strong password and keeping it a secret can help keep your personal information private on the internet. Here are some tips for making sure your password stays safe:

Don't give out your password:

Nobody except your parents should know your passwords— not even your best friend! If anyone asks for your password, do not give it to them.

Always log out of a public computer:

If you use a computer that is not yours, such as a public library computer or one at a friend's house, be sure to log out before you leave.

Use different passwords for all of your accounts:

Keep all of your accounts safe by using different passwords for each one. (That way, if someone cracks one code, they haven't cracked them all!)

Create passwords that others cannot easily guess:

Always include upper case and lower case letters, numbers, and symbols.

Pick the strongest password out of each group below!

Group 1:

- a. iloveapples
- b. Rangers4lyfe
- c. is3gaLESi#2015
- d. KayleeKoala2005

Group 3:

- a. KHsTv#294L!
- b. password1234
- c. 2418CedarParkLane
- d. KrystalPrincess4

Group 2:

- a. RockyTh@Dog55
- b. iL#mMamD2003
- c. AnnaBanana2016
- d. OakleyMiddleSchool55

Group 4:

- a. 1234567810
- b. StanDaMan85
- c. 4louieDog4
- d. WyG@278FyD



Pick the strongest password out of each group below!

These passwords are secure because they are a random string of numbers, letters and symbols in upper and lower case.

Group 1:

- a. iloveapples
- b. Rangers4lyfe
- c. is3gaLESi#2015
- d. KayleeKoala2005

Group 3:

- a. KHsTv#294L!
- b. password1234
- c. 2418CedarParkLane
- d. KrystalPrincess4

Group 2:

- a. RockyTh@Dog55
- b. iL#mMamD2003
- c. AnnaBanana2016
- d. OakleyMiddleSchool55

Group 4:

- a. 1234567810
- b. StanDaMan85
- c. 4louieDog4
- d. WyG@278FyD



Email Safety

It's fun to keep in touch with your friends and family through email! Here are some tips for keeping you and your personal information safe when using email:

Never talk to strangers:

If someone you don't know emails you, ask your parents before responding.

Never give out personal information:

When talking with someone using email, avoid giving out personal information about you or your family.

Tell your parents if something makes you uncomfortable:

If anyone is mean or makes you feel unsafe, do not respond and be sure to report them immediately!

Never agree to meet anyone in real life without checking with your parents:

Making plans with strangers can lead to trouble—especially if they tell you not to tell your parents.

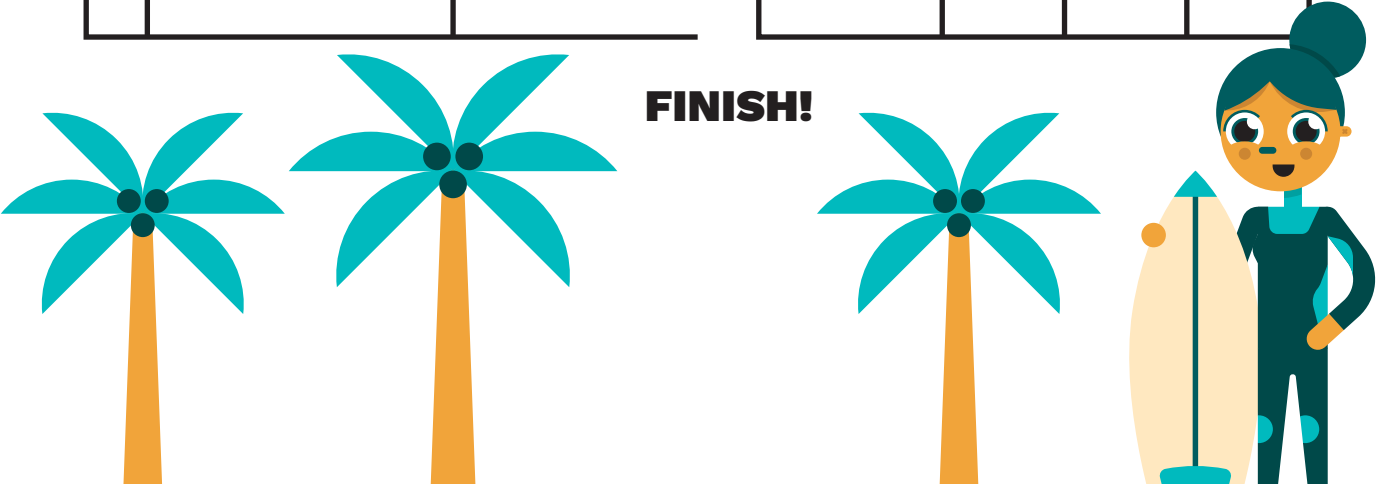

Don't respond to mean messages:

Sending messages that hurt other people's feelings is known as cyberbullying. If you think you are the victim of cyberbullying, tell a parent!

Ask your parents before downloading anything attached to an email:

It could be spam or a virus!


Sammy's Internet Maze



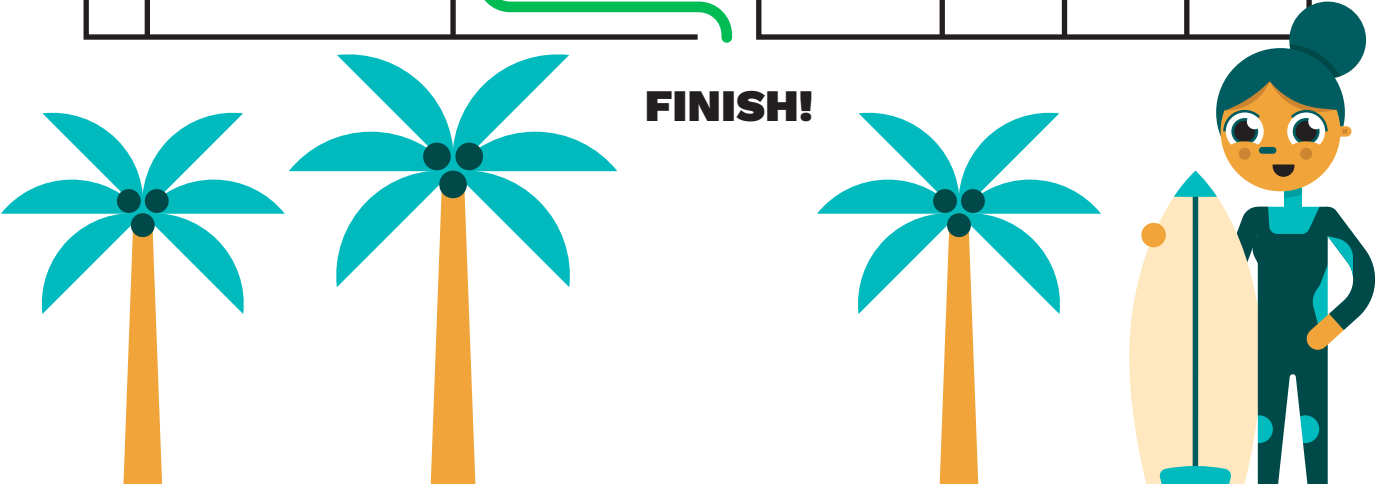
Sammy's Internet Maze



START!



FINISH!



Recap Quiz

Are you ready for a challenge?
Let's see what you have learned so far!

1. Which information is OK to reveal on the internet?

- a. Your address
- b. Your dog's name
- c. Your phone number
- d. Your mom's maiden name

2. What should you NOT include in your password?

- a. Upper case letters
- b. Numbers
- c. Your name
- d. Symbols

3. What should you do if a stranger emails you?

- a. Email them back
- b. Ignore it and tell your parents
- c. Arrange to meet them in person
- d. Be mean to them

Recap Quiz

Are you ready for a challenge?
Let's see what you have learned so far!

1. Which information is OK to reveal on the internet?

- a. Your address
- b. Your dog's name
- c. Your phone number
- d. Your mom's maiden name

2. What should you NOT include in your password?

- a. Upper case letters
- b. Numbers
- c. Your name
- d. Symbols

3. What should you do if a stranger emails you?

- a. Email them back
- b. Ignore it and tell your parents
- c. Arrange to meet them in person
- d. Be mean to them

4. When you see that a file is attached to an email, what should you NOT do?

- a. Download the attachment immediately
- b. Ask your parents
- c. Ignore it
- d. Forward it to your friends

5. What should you do if an email asks for your bank account information?

- a. Give them your father's bank account information
- b. Give them your mother's bank account information
- c. Open a bank account
- d. Tell your parents that you received an email asking for bank account information

4. When you see that a file is attached to an email, what should you NOT do?

- a. Download the attachment immediately
- b. Ask your parents
- c. Ignore it
- d. Forward it to your friends

5. What should you do if an email asks for your bank account information?

- a. Give them your father's bank account information
- b. Give them your mother's bank account information
- c. Open a bank account
- d. Tell your parents that you received an email asking for bank account information

Social Media Safety

Part One

Posting photos of yourself on social media is fun! However, it's important to remember that photos you post on the web are not always private. Once a photo is posted on the internet, it's likely there forever, so be careful what you post.

Here are some things to remember when posting to social media:

- **Never** post photos you wouldn't want your whole school or family seeing.
- **Never** post photos that give away your personal information or home address.
- **Never** use someone else's photos to pretend to be someone else.



Social Media Word Search

M S V O X G Y T I F D P F N T O R B S T
H Y A P X R V W V E N T I Y Q V X P S O
Y G G E T O O I L N K L A O L R P L I L
T V U W A M B T F C O C B I N G P M E F
I A W Y H S N T F J O Y P U F C L Z C R
Y E T B C O T E T C B F S V N P I C H N
S P I R P C A R G H E D M O D O B E A C
C X C F A I Y D D Q C M W O Z D N N L E
O Q O U N A D Z A H A M R B T F H U V V
M X V V S L E Y K Q F S O H C O B E X C
T Y O U R S P H E R E R C S Z P L R X F
N F D M A E V T P B U L K S E G Y O B S
L W Z I R A F A S D A U E N O N F W Y O
X F R W D R L B M U T D G O W E M R V J
E B S N E P S Y I H A U G E R C Q L N L
T C E B U T U O Y R I B I I G A E K Q R
J K I B C I I M B N L U F M B I T B A N
L V Z Y B X N Y W H P P A S T A H W H P
C I N S T A G R A M L L E S S U O V K A
J Y A H O O W J T C A V U G Q O L C W C

Word Bank

Facebook

Tumblr

GromSocial

Bing

Instagram

Twitter

ClubPenguin

Google

Snapchat

WhatsApp

YourSphere

Safari

Youtube

Edmodo

Yahoo

Firefox

Social Media Word Search

M S V O X G Y T I F D P F N T O R B S T
 H Y A P X R V W V E N T I Y Q V X P S O
 Y G G E T O O I L N K L A O L R P L I L
 T V U W A M B T F C O C B I N G P M E F
 I A W Y H S N T F J O Y P U F C L Z C R
 Y E T B C O T E T C B F S V N P I C H N
 S P I R P C A R G H E D M O D O B E A C
 C X C F A I Y D D Q C M W O Z D N N L E
 O Q O U N A D Z A H A M R B T F H U V V
 M X V V S L E Y K Q F S O H C O B E X C
 T Y O U R S P H E R E R C S Z P L R X F
 N F D M A E V T P B U L K S E G Y O B S
 L W Z I R A F A S D A U E N O N F W Y O
 X F R W D R L B M U T D G O W E M R V J
 E B S N E P S Y I H A U G E R C Q L N L
 T C E B U T U O Y R I B I I G A E K Q R
 J K I B C I I M B N L U F M B I T B A N
 L V Z Y B X N Y W H P P A S T A H W H P
 C I N S T A G R A M L L E S S U O V K A
 J Y A H O O W J T C A V U G Q O L C W C

Word Bank			
Facebook	Tumblr	GromSocial	Bing
Instagram	Twitter	ClubPenguin	Google
Snapchat	WhatsApp	YourSphere	Safari
Youtube	Edmodo	Yahoo	Firefox

Social Media Safety

Part Two

Social media is a great place to stay in touch with your friends and family! However, it should not be used as a place to meet people for the first time.

Only accept friend requests from people you have met before in real life. Tell your parent if someone you don't know sends you a friend request.

When using social media, set your profile to "private" mode so that only your friends can contact you and turn off your location settings.

Never "friend", "follow", chat or meet with complete strangers. And remember that online, people are not always who they say they are!



1. Who should you talk to on social media?

- a. Friends you have met in person
- b. Family that lives far away
- c. People you have not met
- d. Your teachers or coaches

2. What should you do if a stranger sends you a friend request?

- a. Ignore it and tell your parents
- b. Accept it
- c. Accept it and send them a message
- d. Send them a message before you accept

3. What mode should your social media settings be on?

- a. Public
- b. Some things public, some things private
- c. Private
- d. Open

4. When is it OK to send a friend request to someone you don't know?

- a. When you have lots of the same friends
- b. Never
- c. When they are a celebrity
- d. When they look really interesting

1. Who should you talk to on social media?

- a. Friends you have met in person
- b. Family that lives far away
- c. People you have not met
- d. Your teachers or coaches

2. What should you do if a stranger sends you a friend request?

- a. Ignore it and tell your parents
- b. Accept it
- c. Accept it and send them a message
- d. Send them a message before you accept

3. What mode should your social media settings be on?

- a. Public
- b. Some things public, some things private
- c. Private
- d. Open

4. When is it OK to send a friend request to someone you don't know?

- a. When you have lots of the same friends
- b. Never
- c. When they are a celebrity
- d. When they look really interesting

Cyber Bullying

Cyberbullying is bullying that takes place on the internet. Just like bullying in real life, it can hurt people's feelings. Bullies can use text messages, social media, email, forums, and/or video games to make others feel embarrassed, angry and sad.

Never bully or make anyone else feel bad about themselves online.

If you ever experience cyberbullying you should:

Remember that it's **not** your fault

Resist the urge to respond or be mean back

Save the evidence, and tell your parents or teacher

If you see someone else being bullied online, take action by telling an adult.

Fill in the blank sentences:

1. Calling someone a bad word on the internet is called _____.
2. If someone is cyberbullying me it is _____ my fault.
3. If I see someone bullying someone else online, I should _____.
4. I should _____ the evidence if someone is bullying me online.



Fill in the blank sentences:

1. Calling someone a bad word on the internet is called cyberbullying.
2. If someone is cyberbullying me it is not my fault.
3. If I see someone bullying someone else online, I should tell an adult.
4. I should save the evidence if someone is bullying me online.



App Safety

Use the same precautions you would use on any social network when using applications (apps) on your mobile device.

- **Know the safe places to download apps:** You can download apps directly from the Apple Store or Google Play.
- **Remember the dangers of spending money on apps:** Never spend money on a game or app without asking a parent first.



**Un-jumble the following words to reveal
safe apps that you can use.**

ceokfoab

riwttet

reensittp

betoyuu

pawthaps

ziddrolwk

**Un-jumble the following words to reveal
safe apps that you can use.**

ceokfoab

facebook

riwttet

twitter

reensittp

pinterest

betoyuu

youtube

pawthaps

whatsapp

ziddrolwk

kidzworld

Final Quiz

The internet is a big place that is full of wonderful information. Using precautions and being a smart surfer can help keep you and your information safe on the internet.



1. Which photo should you NOT share on social media?

- a. A photo of your dog
- b. A photo that is embarrassing or private
- c. A holiday photo of you and your family
- d. A photo of you doing a skateboard trick

2. What should you do if someone tries to send you a friend request?

- a. Make sure you have met them before accepting
- b. Ask your parents if you are not sure
- c. Check to see if you have friends in common
- d. All of the above

3. If you see someone sharing humiliating photos of someone else online you should:

- a. Keep it to yourself
- b. Show your friends
- c. Let an adult know what is happening
- d. Save screenshots

4. Is it OK to download attachments from emails without checking with a parent first?

- a. Yes
- b. No

1. Which photo should you NOT share on social media?

- a. A photo of your dog
- b. A photo that is embarrassing or private
- c. A holiday photo of you and your family
- d. A photo of you doing a skateboard trick

2. What should you do if someone tries to send you a friend request?

- a. Make sure you have met them before accepting
- b. Ask your parents if you are not sure
- c. Check to see if you have friends in common
- d. All of the above

3. If you see someone sharing humiliating photos of someone else online you should:

- a. Keep it to yourself
- b. Show your friends
- c. Let an adult know what is happening
- d. Save screenshots

4. Is it OK to download attachments from emails without checking with a parent first?

- a. Yes
- b. No